

Scaled data based on original data using
LM-79-08 Approved Method: Electrical and Photometric Measurements of Solid-
State Lighting Products

Test Report Prepared for
Cooper Lighting Solutions
(formerly Eaton)

Brand: McGRAW-EDISON

Report Number: P227916

Luminaire Tested: **ISC-AF-600-LED-E1-T4FT**

Issue Date: 3/3/2020

Test Information

Test Method: LM-79-08
Report Number: P227916
TEST IS SCALED FROM IESNA LM-79-08 TEST DATA (P29760)
Test Lab: INNOVATION CENTER-P2
Issue Date: 3/3/2020
Manufacturer: COOPER LIGHTING SOLUTIONS (FORMERLY EATON)
Product Line: MCGRAW-EDISON
Catalog Number: ISC-AF-600-LED-E1-T4FT
Description: IMPACT ELITE LED CYLINDER LUMINAIRE
LIGHT SQUARE WITH ACCULED OPTICS-TYPE IV FORWARD THROW
Light Source: (16) 4000K CCT, 70 CRI LEDs
Ballast/Driver: ELECTRONIC DRIVER

Summary

Lumens per Lamp: N/A
Luminaire Lumens: 3954.7 lumens
Efficiency: N/A
Efficacy: 117.4 lumens/watt
Luminous Opening: Rectangular (W 0.5' x L: 0.5' x H: 0')
IES Classification: Type IV - Short - Non-Cutoff
BUG Rating: B1 - U0 - G1

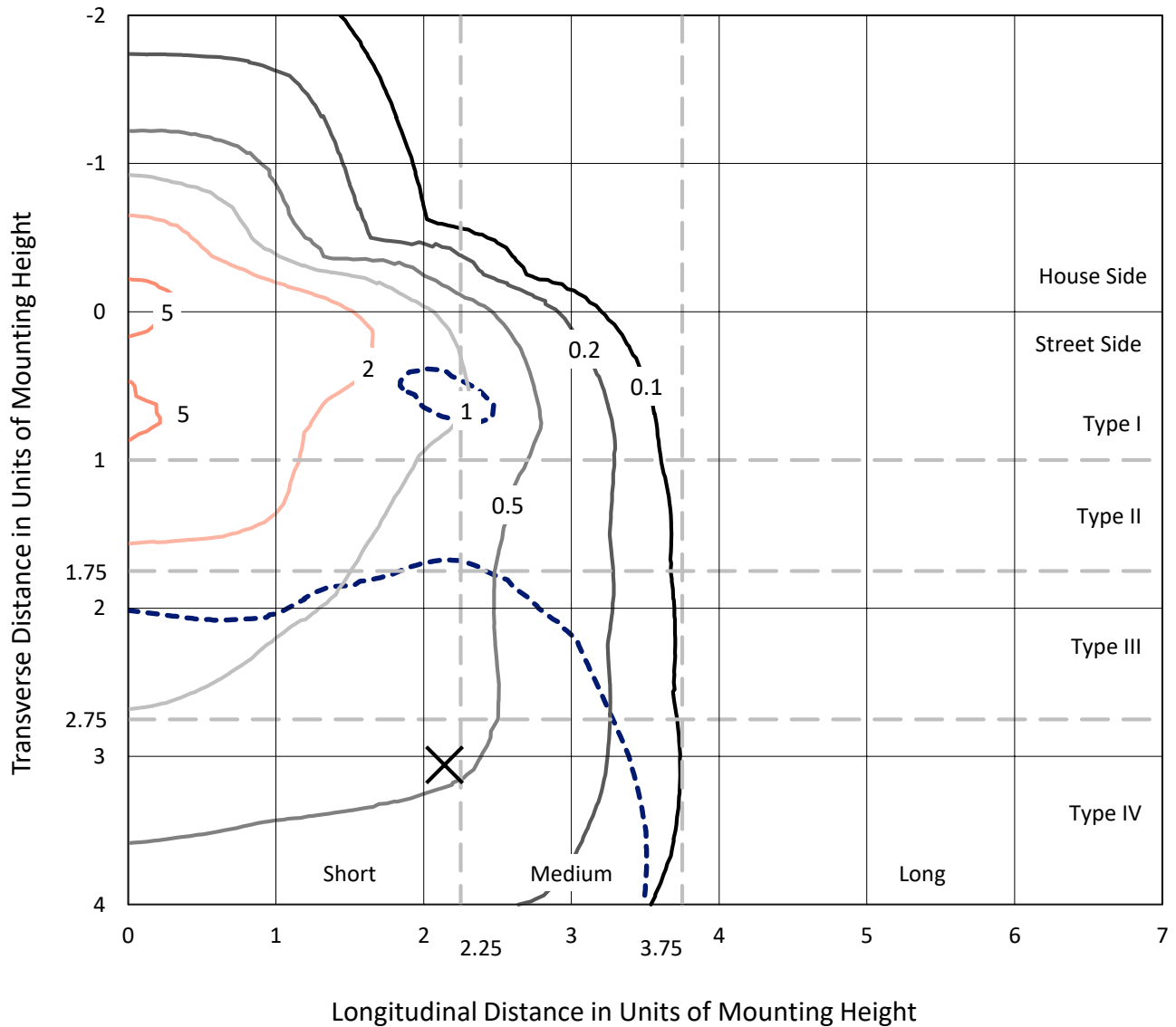
Input Watts (W): 33.7
Input Voltage (V): 120
Input Current (Ain): NR
Voltage Rise (V): NR
Power Factor: NR
Total Harmonic Distortion (THDi): NR
Frequency (hertz): 60
Stabilization Time: NR
Operation Time: NR
Ambient Temperature (°C): NR
Test Distance: 25 FT



REPORT NUMBER: P227916
 CATALOG NUMBER: ISC-AF-600-LED-E1-T4FT

Iso-Footcandle Lines of Horizontal Illumination

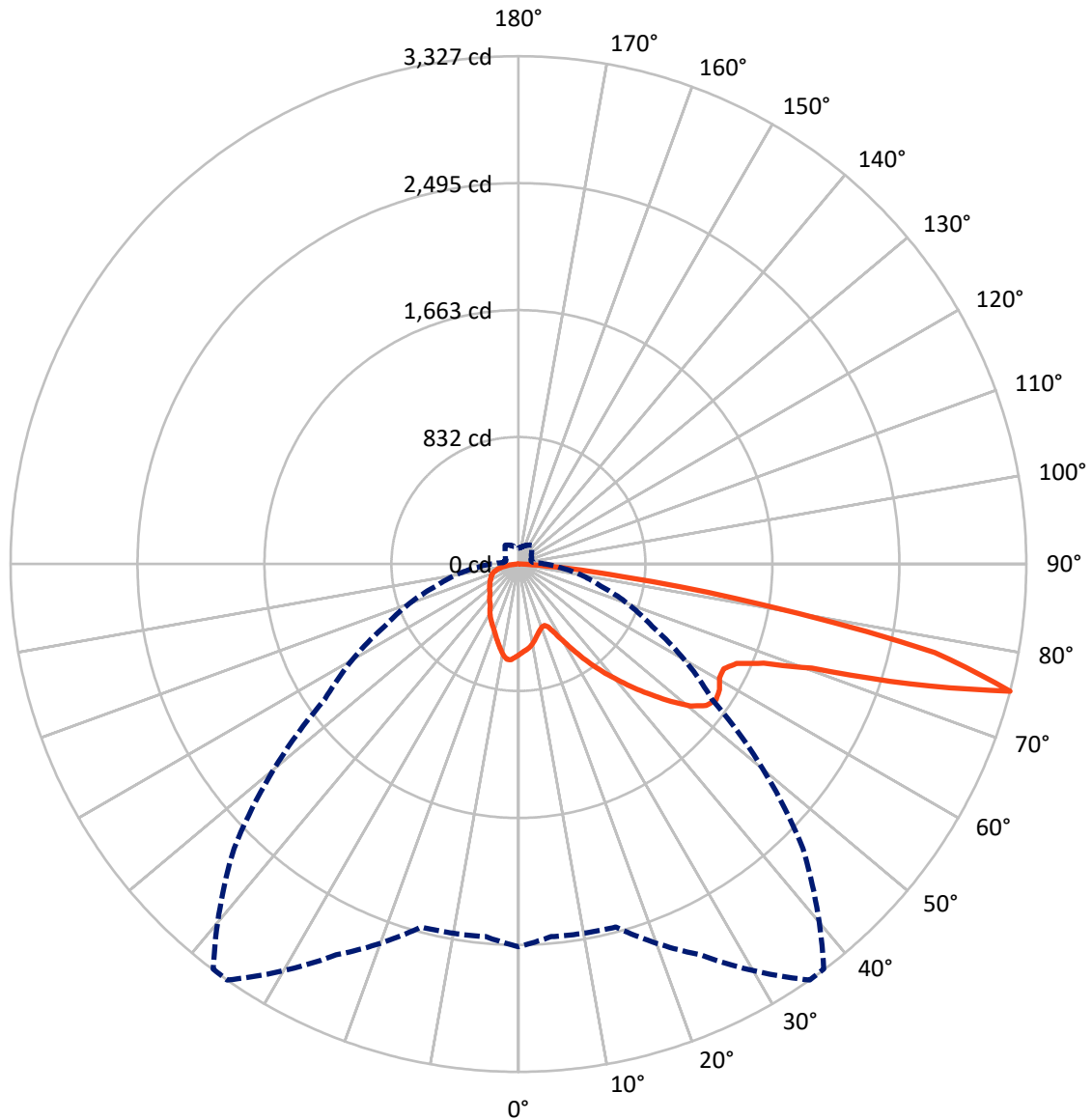
× Max cd
 - - - 1/2 Max cd



Based on 10 foot mounting height. Maximum calculated value = 6.1 fc
 Type IV - Short - Non-Cutoff

REPORT NUMBER: P227916
CATALOG NUMBER: ISC-AF-600-LED-E1-T4FT

Luminous Intensity Polar Plot



— Vertical Plane Through 35-Deg Lateral - - - Horizontal Cone Through 75-Deg Vertical

REPORT NUMBER: P227916

CATALOG NUMBER: ISC-AF-600-LED-E1-T4FT

FLUX DISTRIBUTION:

		Downward	Upward	Total
House Side	Lumens	793.7	0.0	793.7
	% Fixture	20.1	0.0	20.1
Street Side	Lumens	3161.0	0.0	3161.0
	% Fixture	79.9	0.0	79.9
Total	Lumens	3954.7	0.0	3954.7
	% Fixture	100.0	0.0	100.0

Coefficient of Utilization

ZONAL LUMENS:

Zone	Lumens	% Fixture
0°-10°	55.8	1.4
10°-20°	147.2	3.7
20°-30°	232.8	5.9
30°-40°	375.8	9.5
40°-50°	556.0	14.1
50°-60°	714.9	18.1
60°-70°	885.1	22.4
70°-80°	892.0	22.6
80°-90°	95.2	2.4
90°-100°	0.0	0.0
100°-110°	0.0	0.0
110°-120°	0.0	0.0
120°-130°	0.0	0.0
130°-140°	0.0	0.0
140°-150°	0.0	0.0
150°-160°	0.0	0.0
160°-170°	0.0	0.0
170°-180°	0.0	0.0
0°-90°	3954.7	100.0
0°-180°	3954.7	100.0



REPORT NUMBER: P227916

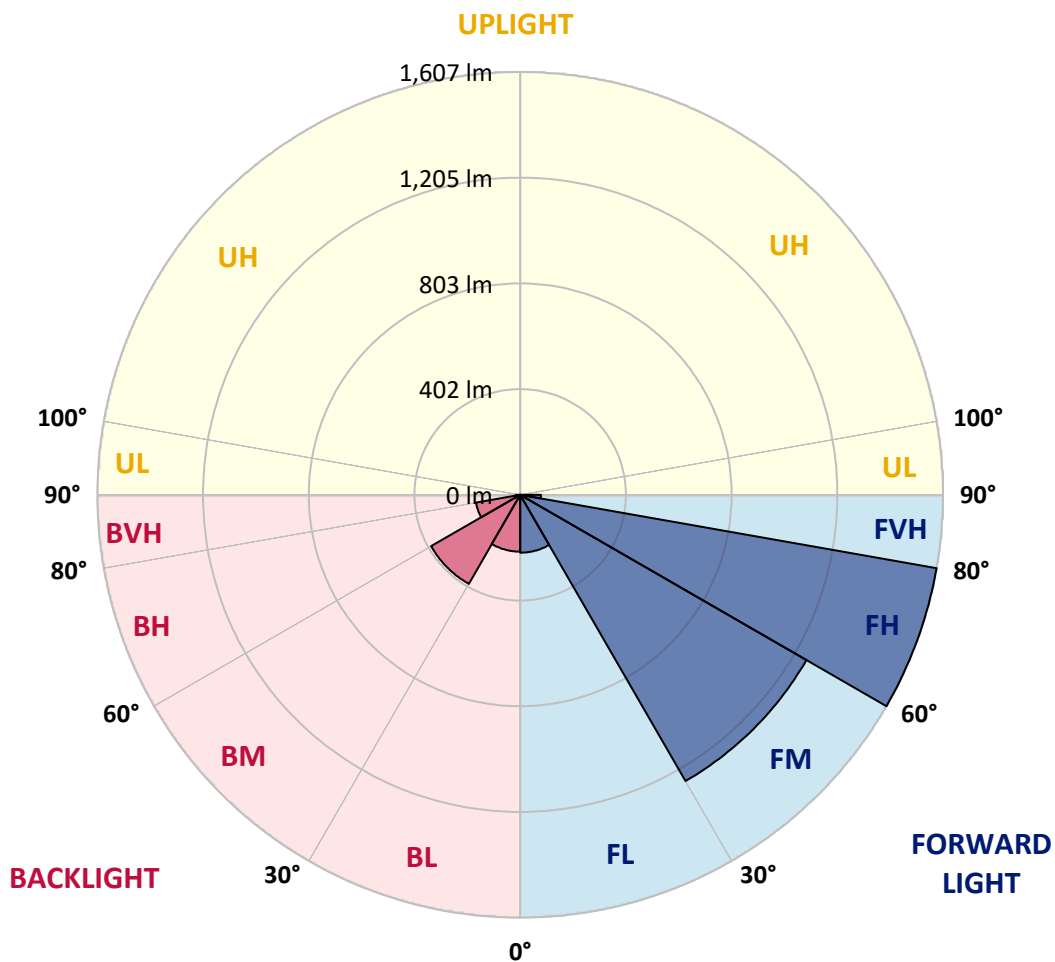
CATALOG NUMBER: ISC-AF-600-LED-E1-T4FT

LUMINAIRE CLASSIFICATION SYSTEM LUMEN TABLE AND BUG RATING:

Zone	Lumens	% Fixture	Zone Rating/Lumen Limit		
			B	U	G
FL (0°-30°)	219.9	5.6			
FM (30°-60°)	1255.8	31.8			
FH (60°-80°)	1606.6	40.6			G1/1800
FVH (80°-90°)	78.8	2.0			G1/100
BL (0°-30°)	215.9	5.5	B1/500		
BM (30°-60°)	390.9	9.9	B1/1000		
BH (60°-80°)	170.5	4.3	B1/500		G1/500
BVH (80°-90°)	16.5	0.4			G1/100
UL (90°-100°)	0.0	0.0		U0/0	
UH (100°-180°)	0.0	0.0		U0/0	

BUG Rating: B1-U0-G1

Type IV Short





REPORT NUMBER: P227916

CATALOG NUMBER: ISC-AF-600-LED-E1-T4FT

CANDELA DISTRIBUTION (FULL):

	0°	5°	15°	25°	35°	37°	45°	55°	65°	75°	85°
0°	594.1	594.1	594.1	594.1	594.1	594.1	594.1	594.1	594.1	594.1	594.1
2.5°	576.9	575.6	574.3	574.3	576.9	576.9	578.3	579.6	580.9	584.8	590.1
5°	561.1	559.8	558.4	559.8	563.7	563.7	567.7	570.3	573.0	579.6	586.2
7.5°	540.0	540.0	538.7	543.9	547.9	546.6	551.9	554.5	561.1	567.7	578.3
10°	512.3	512.3	512.3	518.8	525.5	525.5	529.4	536.0	541.2	550.6	563.7
12.5°	488.5	487.1	487.1	492.4	500.3	501.7	508.3	517.5	524.2	536.0	550.6
15°	480.6	477.9	471.3	471.3	475.3	475.3	485.8	499.0	509.6	521.5	538.7
17.5°	481.9	477.9	460.7	455.5	455.5	456.7	467.4	481.9	495.1	509.6	532.0
20°	493.8	487.1	455.5	443.6	441.0	442.3	451.5	466.1	481.9	501.7	526.8
22.5°	545.2	534.7	475.3	448.9	437.0	437.0	442.3	458.1	477.9	504.3	536.0
25°	664.1	646.9	541.2	493.8	458.1	454.2	444.9	460.7	484.6	516.2	562.4
27.5°	785.5	768.3	623.2	571.6	516.2	504.3	470.0	473.9	500.3	542.6	602.0
30°	887.2	872.7	726.1	666.8	592.8	579.6	526.8	501.7	528.0	579.6	661.4
32.5°	895.1	888.5	837.0	776.3	686.5	668.0	598.0	558.4	571.6	629.7	726.1
35°	969.0	963.7	936.0	878.0	788.2	767.0	693.2	632.4	628.4	685.2	800.0
37.5°	1041.7	1035.0	1016.6	976.9	893.8	876.7	818.6	720.9	693.2	749.9	872.7
40°	1110.3	1101.1	1077.3	1054.9	994.1	994.1	932.1	805.4	755.1	806.7	933.4
42.5°	1237.1	1208.0	1144.7	1127.5	1110.3	1110.3	1019.2	863.5	805.4	868.7	991.4
45°	1358.5	1330.8	1244.9	1210.7	1219.9	1214.7	1089.1	896.4	850.2	926.8	1046.9
47.5°	1454.8	1429.8	1342.6	1318.9	1345.3	1324.2	1147.2	922.8	906.9	988.9	1093.1
50°	1540.7	1481.3	1396.8	1428.4	1461.5	1425.8	1198.8	962.4	963.7	1054.9	1160.4
52.5°	1423.2	1416.6	1435.1	1509.1	1540.7	1501.1	1244.9	1012.6	1024.5	1139.4	1237.1
55°	1282.0	1280.6	1388.9	1532.8	1571.0	1534.1	1275.3	1073.4	1087.9	1243.6	1333.4
57.5°	1254.2	1241.0	1314.9	1482.6	1552.5	1526.1	1291.2	1130.2	1148.6	1375.7	1428.4
60°	1344.0	1318.9	1307.0	1428.4	1512.9	1499.7	1311.0	1197.5	1222.5	1526.1	1516.9
62.5°	1539.3	1505.1	1420.6	1432.4	1509.1	1498.4	1358.5	1276.6	1305.7	1676.7	1567.1
65°	1798.1	1773.1	1638.4	1542.0	1571.0	1556.5	1444.3	1377.0	1392.8	1784.9	1510.3
67.5°	2082.0	2047.6	1901.2	1769.1	1732.2	1704.4	1580.4	1495.9	1439.1	1769.1	1358.5
70°	2402.8	2365.9	2239.1	2103.1	2039.8	2009.4	1818.0	1598.8	1421.9	1594.8	1072.1
72.5°	2797.6	2747.3	2677.4	2691.9	2681.4	2596.9	2196.9	1633.1	1296.5	1186.9	640.3
75°	2507.2	2450.4	2462.2	2825.3	3326.9	3323.0	2635.1	1548.6	966.4	559.8	277.2
77.5°	899.1	994.1	1466.8	2116.3	2789.6	2785.7	2039.8	969.0	414.5	239.0	167.7
80°	225.8	229.8	364.4	868.7	1629.2	1616.0	1156.5	365.7	173.0	145.3	114.9
82.5°	72.6	77.8	133.4	299.7	697.0	681.3	359.1	120.1	108.2	93.7	70.0
85°	23.7	23.7	47.6	103.0	229.8	220.4	72.6	43.6	59.4	48.9	31.7
87.5°	0.0	0.0	1.3	2.7	5.3	2.7	0.0	2.7	7.9	9.2	6.6
90°	0.0	0.0	0.0	0.0	0.0	0.0	0.0	0.0	0.0	0.0	0.0



REPORT NUMBER: P227916

CATALOG NUMBER: ISC-AF-600-LED-E1-T4FT

CANDELA DISTRIBUTION (continued):

	90°	95°	105°	115°	125°	135°	145°	155°	165°	175°	180°
0°	594.1	594.1	594.1	594.1	594.1	594.1	594.1	594.1	594.1	594.1	594.1
2.5°	594.1	592.8	598.0	602.0	603.3	607.3	611.2	613.9	612.5	611.2	611.2
5°	592.8	594.1	603.3	611.2	617.9	624.5	629.7	632.4	631.1	631.1	631.1
7.5°	584.8	590.1	600.7	613.9	623.2	627.1	628.4	624.5	621.9	617.9	617.9
10°	571.6	579.6	596.8	611.2	615.2	610.0	602.0	594.1	583.5	576.9	576.9
12.5°	561.1	570.3	591.5	603.3	598.0	584.8	567.7	554.5	543.9	536.0	534.7
15°	551.9	563.7	586.2	588.8	576.9	554.5	532.0	517.5	505.6	500.3	500.3
17.5°	545.2	561.1	580.9	573.0	549.2	520.2	499.0	487.1	477.9	472.6	471.3
20°	546.6	566.4	575.6	553.2	518.8	488.5	468.7	462.1	455.5	452.9	452.9
22.5°	561.1	579.6	574.3	536.0	491.1	456.7	443.6	442.3	439.7	437.0	435.7
25°	592.8	606.0	578.3	518.8	462.1	427.8	421.1	425.1	423.8	421.1	421.1
27.5°	636.4	639.0	584.8	501.7	430.4	400.1	400.1	406.6	404.0	400.1	402.6
30°	689.2	674.6	587.5	473.9	393.4	373.6	377.6	381.6	378.9	373.6	373.6
32.5°	745.9	711.6	587.5	438.3	357.8	349.8	351.2	352.5	347.2	340.6	340.6
35°	801.4	747.3	580.9	396.1	330.1	326.1	324.8	330.1	326.1	316.8	316.8
37.5°	854.2	775.0	563.7	352.5	308.9	307.6	311.6	308.9	303.6	290.4	287.9
40°	891.2	793.5	529.4	316.8	291.7	299.7	297.1	282.5	274.6	265.4	265.4
42.5°	924.1	802.7	487.1	289.1	279.9	290.4	279.9	261.4	250.8	249.5	250.8
45°	954.5	810.6	446.2	266.7	265.4	279.9	266.7	246.8	235.0	235.0	236.3
47.5°	983.6	818.6	405.3	245.6	248.2	264.0	256.1	236.3	224.4	216.6	216.6
50°	1029.8	837.0	345.9	223.1	228.4	250.8	248.2	225.8	212.6	200.7	198.0
52.5°	1085.2	868.7	281.2	199.4	213.9	239.0	239.0	216.6	202.0	186.2	183.5
55°	1159.1	903.1	225.8	182.2	199.4	225.8	229.8	212.6	191.4	176.9	174.3
57.5°	1233.1	914.9	182.2	165.0	180.9	212.6	223.1	204.6	179.5	169.0	167.7
60°	1284.6	876.7	153.1	150.5	167.7	196.7	213.9	195.4	171.7	161.1	161.1
62.5°	1276.6	760.5	137.3	141.3	157.1	184.8	205.9	187.5	166.3	159.8	158.5
65°	1164.4	574.3	124.1	133.4	147.8	173.0	198.0	183.5	163.7	157.1	154.5
67.5°	980.9	381.6	114.9	125.4	138.6	163.7	191.4	178.2	155.8	151.8	149.1
70°	710.2	223.1	105.6	117.5	129.4	153.1	182.2	167.7	146.6	143.9	137.3
72.5°	384.2	139.9	95.0	106.9	117.5	139.9	167.7	154.5	134.6	124.1	120.1
75°	175.6	101.7	84.5	95.0	103.0	122.8	150.5	136.0	120.1	106.9	104.3
77.5°	117.5	76.6	71.3	81.8	85.8	103.0	133.4	108.2	93.7	84.5	81.8
80°	80.5	56.8	58.1	67.3	66.0	81.8	100.4	87.2	74.0	76.6	70.0
82.5°	51.5	39.6	44.9	47.6	46.2	62.1	77.8	66.0	55.4	46.2	39.6
85°	22.4	21.1	26.4	27.7	27.7	34.4	40.9	33.0	25.1	18.5	18.5
87.5°	1.3	2.7	2.7	4.0	2.7	1.3	0.0	0.0	0.0	0.0	0.0
90°	0.0	0.0	0.0	0.0	0.0	0.0	0.0	0.0	0.0	0.0	0.0

(END OF REPORT)